

Degradation Reference Case

Miles Evans | EPRI



Degradation Reference Case

- Based on CAISO Market case
 - No ancillary services – just energy shifting
- Degradation is turned on
- Calendar degradation rate = 2%/yr

Include degradation due to cycling?	<input checked="" type="radio"/> Yes <input type="radio"/> No	When selected, this will calculate degradation due to cycling based on the cycle life curve and combine this degradation with the calculated calendar degradation. * Note: Not compatible with deferral service.
Calendar Degradation Rate	<input type="text" value="2"/> % / year	The calendar degradation combines with cycling degradation to get total degradation. * Note: Not compatible with size optimization.
State of Health	<input type="text" value="80"/> %	State of health at end of life (percentage of original energy capacity that will trigger a replacement of the equipment)

Degradation Reference Case

- Enter an expected lifetime then compare the expected lifetime to the dynamic degradation results.
- Re-run the case with the dynamic degradation results as the expected lifetime. Repeat as necessary.

Expected Lifetime

10 years

The number of years the Battery will operate before new equipment is required to continue operation.

Degradation Reference Case – Cycle Life Curve

- Each entry represents the number of cycles at that depth of discharge it would take to degrade the battery from its beginning of life to its end of life
- In json or command line, you can change the EOL condition used to make this table. Default = 80%
- Default curve based on an aggregation of public LFP cycle life curves

Battery Storage: Cycle Life Curve

Specify the cycle life curve for this battery.
Cycle Depth Upper Limit must be a number between 0 and 1 (inclusive)
Cycle Life Value must be a number greater than or equal to 0

Cycle Depth Upper Limit	Cycle Life Value	
0.1	63000	remove
0.15	42000	remove
0.2	31500	remove
0.3	17500	remove
0.4	10500	remove
0.5	7000	remove

+ Add Cycle

Degradation Reference Case – Cycle Life Curve

- This case contains a shorter-life cycle life curve than the default.
- Based on an older NMC cell

Battery Storage: Cycle Life Curve

Specify the cycle life curve for this battery.
Cycle Depth Upper Limit must be a number between 0 and 1 (inclusive)
Cycle Life Value must be a number greater than or equal to 0

Cycle Depth Upper Limit	Cycle Life Value	
0.5	13500	remove
0.6	10000	remove
0.7	5000	remove
0.8	3300	remove
0.9	2500	remove
1	2000	remove

+ Add Cycle

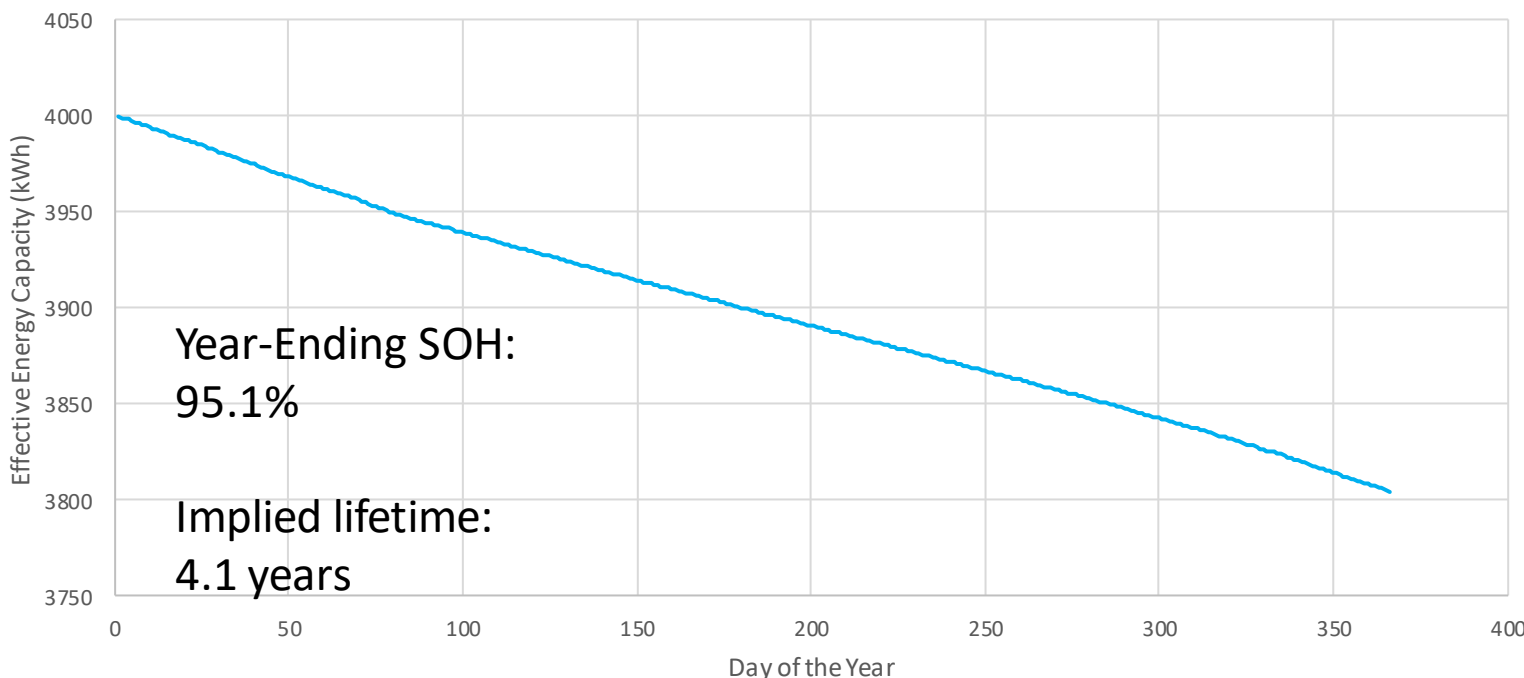
Save

Save and Continue >>

Degradation Reference Case - Results

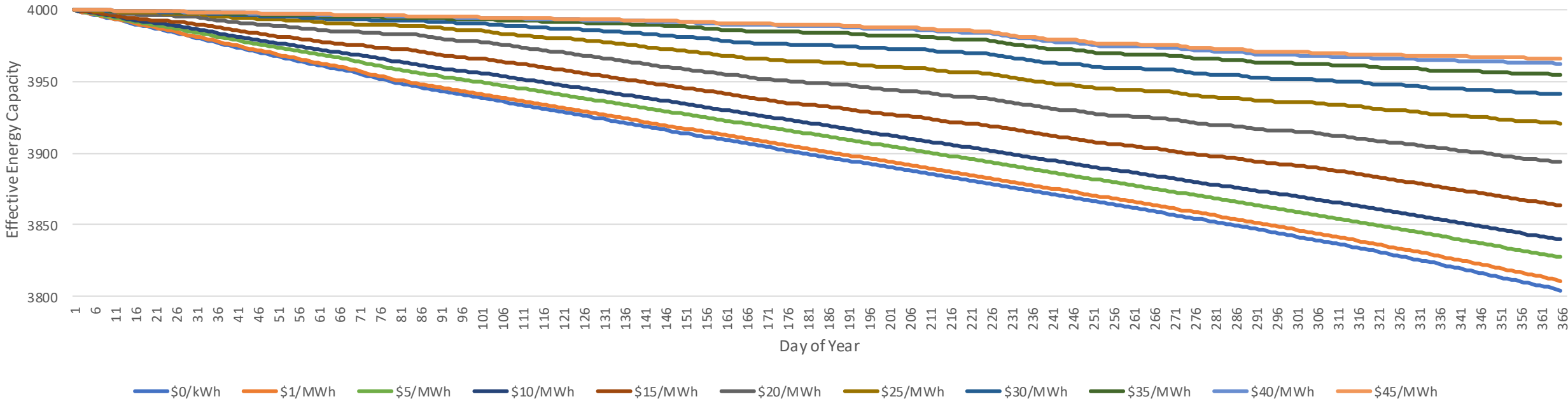
	A	B	C	D	E	F
1		degradatio soh		effective energy capacity		
2	Optimizati	0		4000		
3	1	0.000555	0.99988	3999.556		
4	2	0.001609	0.99956	3998.713		
5	3	0.002264	0.99911	3998.189		
6	4	0.002819	0.99855	3997.745		
7	5	0.003373	0.99787	3997.301		
8	6	0.004428	0.9969	3996.458		
9	7	0.005286	0.99593	3995.772		
10	8	0.006143	0.99470	3995.085		
11	9	0.006898	0.99332	3994.482		
12	10	0.007756	0.99177	3993.796		
13	11	0.00841	0.99009	3993.272		
14	12	0.008965	0.98829	3992.828		
15	13	0.009823	0.98633	3992.142		
16	14	0.01068	0.98419	3991.456		
17	15	0.011735	0.98185	3990.612		
18	16	0.012592	0.97933	3989.926		
19	17	0.013647	0.97660	3989.082		
20	18	0.014202	0.97376	3988.639		
21	19	0.014756	0.97081	3988.195		
22	20	0.015511	0.9677	3987.591		
23	21	0.016369	0.96443	3986.905		
24	22	0.017226	0.96099	3986.219		
25	23	0.017981	0.95739	3985.615		
26	24	0.018636	0.95366	3985.091		
27	25	0.01929	0.94980	3984.568		
28	26	0.019845	0.9458	3984.124		

- ...degradation_data.csv
- Labeling issue in columns B and C – look at column D



Degradation Reference Case - Sensitivity

- Adjust variable O&M cost to suppress cycling

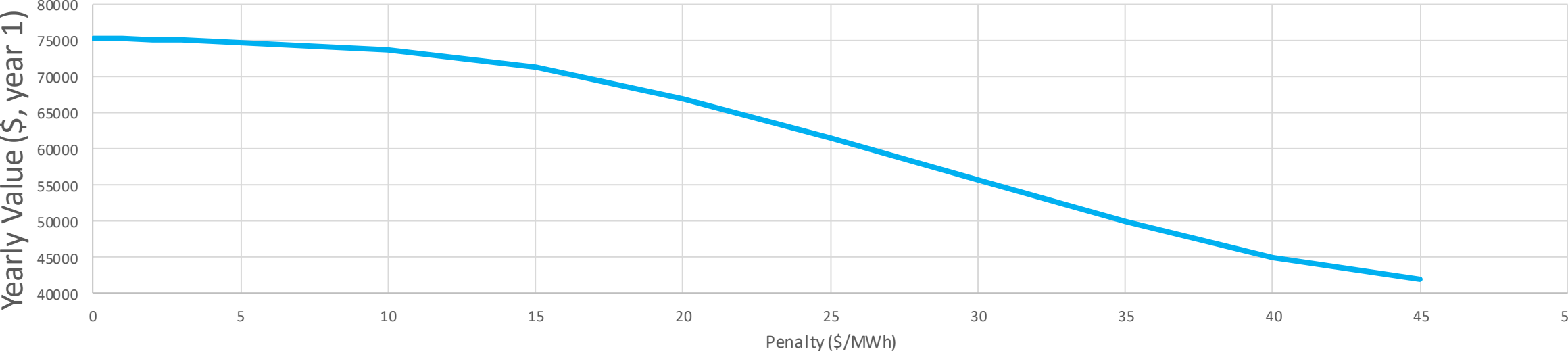
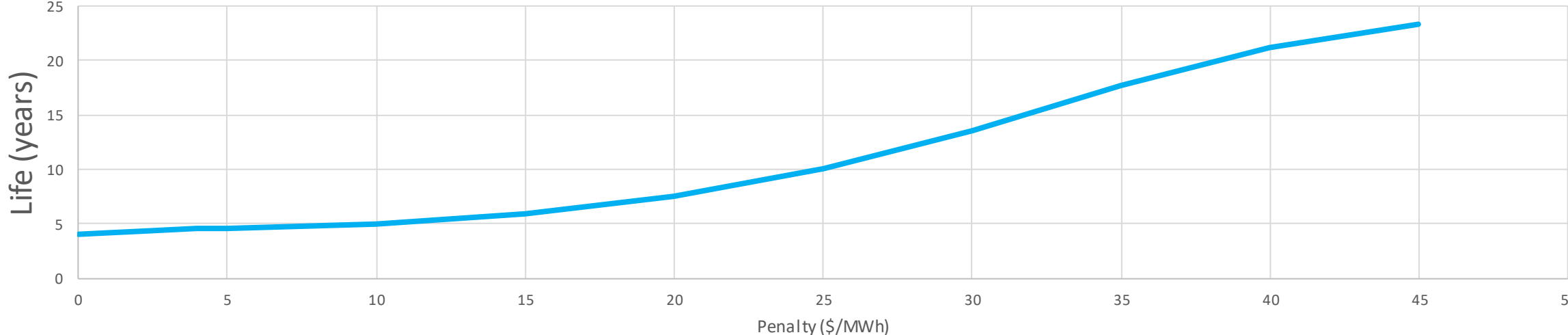


Variable O&M Costs

\$ / MWh-year

What is the variable cost of operations and maintenance for the battery storage system?

Degradation Reference Case - Sensitivity



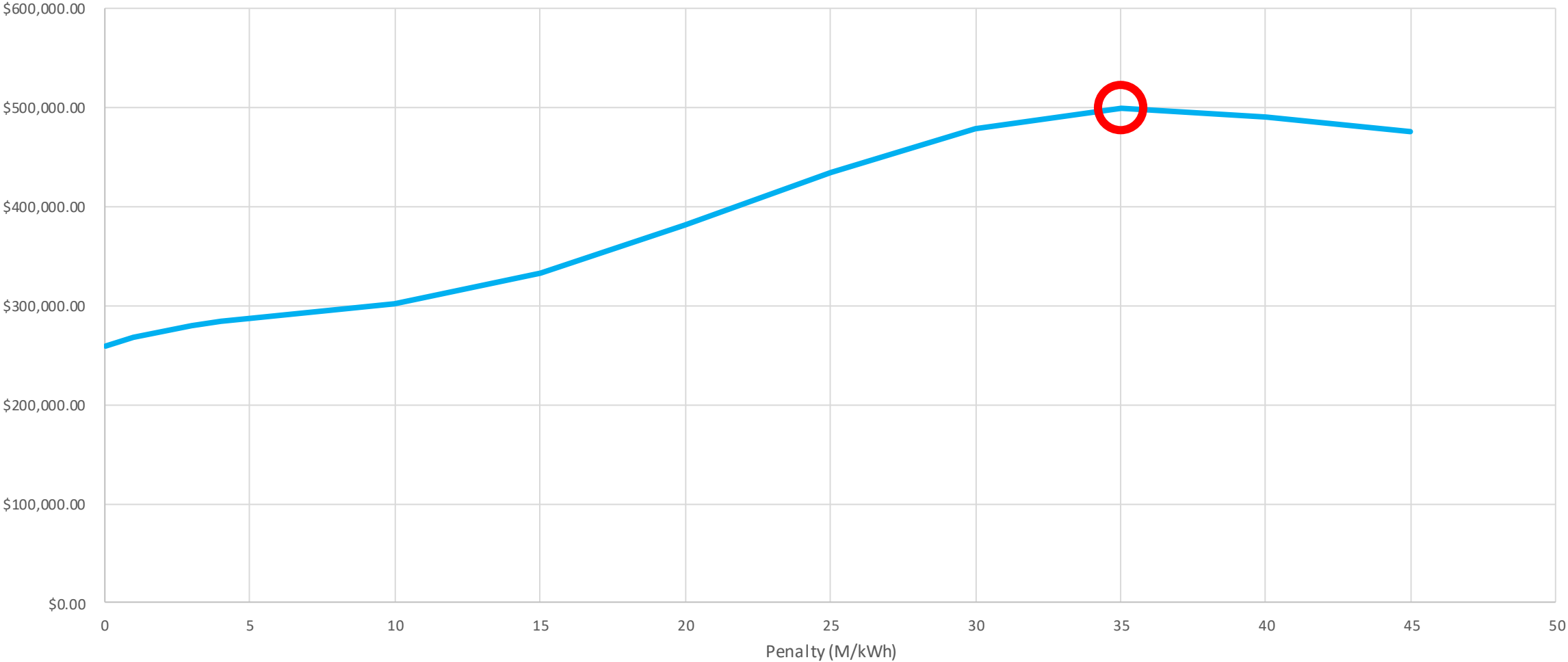
Degradation Reference Case - Sensitivity

Lifetime Value

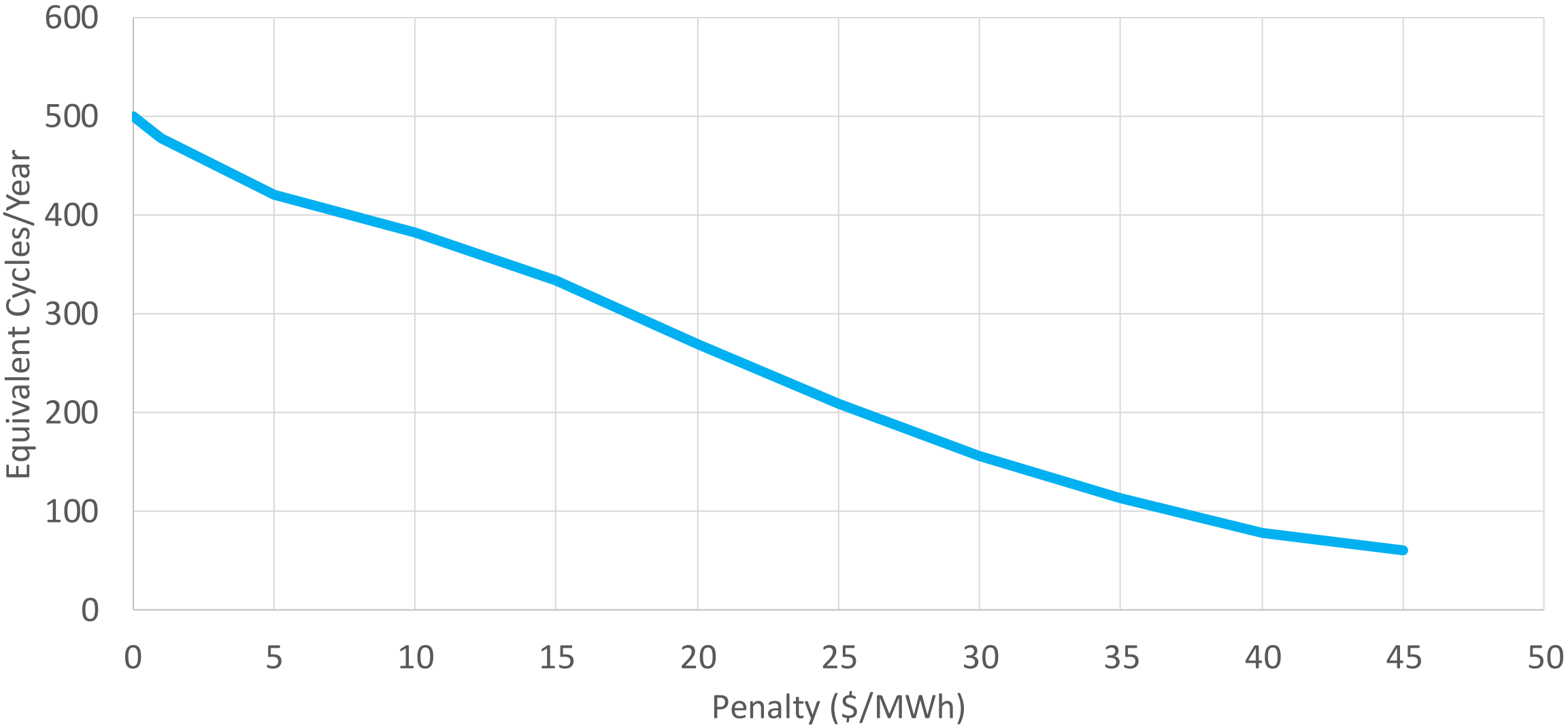
Discount Rate = 7%

Lifetime Present Value of Energy

Shifting (\$)



Degradation Reference Case - Results



A blue-tinted photograph of four people (three men and one woman) standing together, looking at documents. They are wearing EPRI-branded lab coats or shirts. The woman is wearing a hard hat. The background is a solid blue color.

Together...Shaping the Future of Electricity